





















































Typ	Best.-Nr.	Lagerung	Getriebe	Drehmoment (in Nm) ca.	Stellzeit (in sec/40°) ca.	Gewicht (in g) ca.	Abmessung (L x B x H in mm) ca.
XC 50	7016			3,0	0,09	3,0	20 x 6,0 x 6,0
C 100	5105			8,0	0,08	4,3	18 x 6,5 x 21
C 121	5106			16,0	0,10	10	21 x 11 x 21
C 141	5114			7,2	0,09	5,4	23 x 10 x 22
C 151	5129			7,5	0,65	5,7	21 x 11 x 21
C 241	5124			6,0	0,08	9	22 x 11 x 26
C 261	5125			14,0	0,14	8	21 x 11 x 21
C 271	5107			14,0	0,14	8	21 x 11 x 21
C 341	4093			15,0	0,25	17	28 x 13 x 30
C 351	5123			17,0	0,16	25	28 x 13 x 30
C 507	3891			39,0	0,17	40	39 x 19 x 40
C 508	3894			39,0	0,17	40	39 x 19 x 40
C 577	4101			35,0	0,125	42	38 x 19 x 37
C 677	7101			32,0	0,12	35	38 x 19 x 37
C 713	3887			62,0	0,24 ¹⁾	34	44 x 22 x 24
C 1041	5116			7,5	0,08	5,6	23 x 10 x 22
C 1081	5118			12,0	0,11	6,2	23 x 9,0 x 21
C 2003	3890			71,0	0,32 ¹⁾	42	39 x 19 x 39
C 2041	5115			6,0	0,08	9	22 x 11 x 26
C 2081	5117			16,0	0,10	10	22 x 11 x 29
C 2825	5131			75,0	0,09	48	39 x 19 x 33
C 2855	5132			51,0	0,055	48	39 x 19 x 33
C 3031	4090			40,0	0,19	24	33 x 15 x 27
C 3041	3899			26,0	0,22	26	33 x 15 x 27
C 3241	3900			26,0	0,15	30	33 x 15 x 27
C 3321	5121			39,0	0,27	30	33 x 15 x 33
C 3341	5120			25,0	0,14	30	33 x 15 x 33
C 4041	3916			40,0	0,17	43	39 x 19 x 42
C 4421	3892			85,0	0,14	45	40 x 19 x 39
C 4451	3873			55,0	0,10	45	40 x 19 x 39
C 4621	5126			82,0	0,13	52	40 x 19 x 39
C 4821	3896			100,0	0,33	41	40 x 19 x 39
C 4835	5127			52,0	0,068	46	40 x 19 x 39
C 4855	5128			52,0	0,068	52	40 x 19 x 39
C 5007	4091			39,0	0,17	40	40 x 19 x 39
C 5008	4102			39,0	0,17	40	40 x 19 x 39
C 5077	4103			50,0	0,125	37	39 x 19 x 37
C 5177	4097			95,0	0,13	45	39 x 19 x 40
C 5191	5133			56,0	0,11	40	39 x 19 x 37
C 7421	4088			45,0	0,16	33	44 x 22 x 24
C 7451	4099			58,0	0,11	38	44 x 22 x 24
C 12021	4098			121,0	0,15	142	63 x 32 x 61
NES200G	5130			37,0	0,039	56	39 x 19 x 33

= Kugellager
 = Gleitlagerung


= Metall-Getriebe
 = Kunststoff-Getriebe

1) Fahrwerkservo

Typ	Best.-Nr.	Lagerung	Getriebe	Drehmoment (in Ncm) ca.	Haltekraft (in Ncm) c	Stellzeit (in sec/40°) ca..	Gewicht (in g) ca.	Abmessung (L x B x H in mm) ca.
DS 281	5148			13	50	0,16	9	21 x 11 x 21
DS 361	5159			31,0	78	0,15	18	28 x 13 x 30
DS 368	5162			31,0	92	0,11	22	28 x 13 x 30
DS 3210	5200	 		37,0	90	0,13	24	30 x 10 x 34
DS 3328	5157	 		41,0	90	0,11	25	33 x 15 x 33
DS 3728	5158	 		36,0	80	0,12	25	23 x 15 x 27
DS 3781	5161	 		18,0	47	0,04	28	23 x 15 x 27
DS 5391	5166		 	50,0	120	0,13	36	39 x 19 x 39
DS 5491	5165			50,0	120	0,12	46	39 x 19 x 39
DS 8025	5163			30,0	55	0,075	36,5	39 x 19 x 39
DS 8041	5154			40,0	66	0,12	42	39 x 19 x 39
DS 8231	5155	 		68,0	120	0,12	48	39 x 19 x 39
DS 8311	5164	 	 	90,0	180	0,13	52	39 x 19 x 39
DS 8411	5151	 		115,0	180	0,15	56	39 x 19 x 39
DS 8417	5152	 		60,0	110	0,06	56	39 x 19 x 39
DS 8418	5160	 		46,0	88	0,054	59	39 x 19 x 39
DS 8511	5168	 		185,0	250	0,10	59	39 x 19 x 39
DS 8700G	5156	 		36,0	70	0,15	62	39 x 19 x 39
DS 14021	5170	 		140,0	250	0,14	142	63 x 32 x 61

 = Kugellager

 = Metall-Getriebe

 = Gleitlagerung

 = Kunststoff-Getriebe

Änderungen sowie Liefermöglichkeiten vorbehalten. Keine Haftung für Druckfehler.